

THE STATE OF DIGITAL DEVICES

March 2017

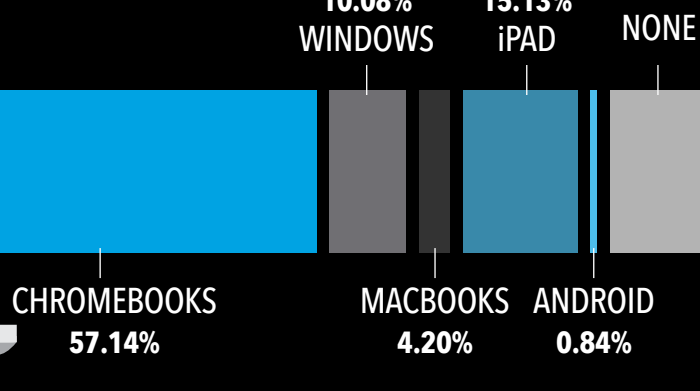
equico™

Schools with a digital device preference

44% DON'T

56% DO

devices schools prefer



AVERAGE NUMBER OF STUDENTS WITH ACCESS TO THEIR OWN DIGITAL DEVICE AT SCHOOL

(Based on data obtained from schools with a digital device preference)

78%

22%

78.99% STAFF CHOICE

8.40% PEER RECOMMENDATION

2.52% SUPPLIER RECOMMENDATION

10.08% BOARD, TEACHER OR PARENTS' RECOMMENDATION

Staff are the key influencers in choosing digital devices for their schools

PREFERRED METHOD TO ACQUIRE TECHNOLOGY?



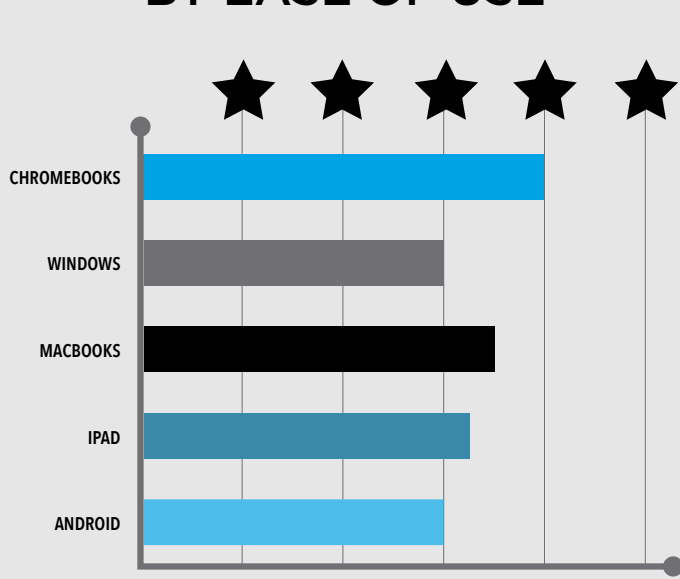
86%

SCHOOLS THAT ARE HAPPY WITH THEIR CURRENT METHOD OF ACQUIRING TECHNOLOGY

14%

DEVICE PREFERRED TO IMPROVE STUDENT PERFORMANCE AND PEDAGOGICAL FLEXIBILITY

DEVICE PREFERENCE BY EASE OF USE



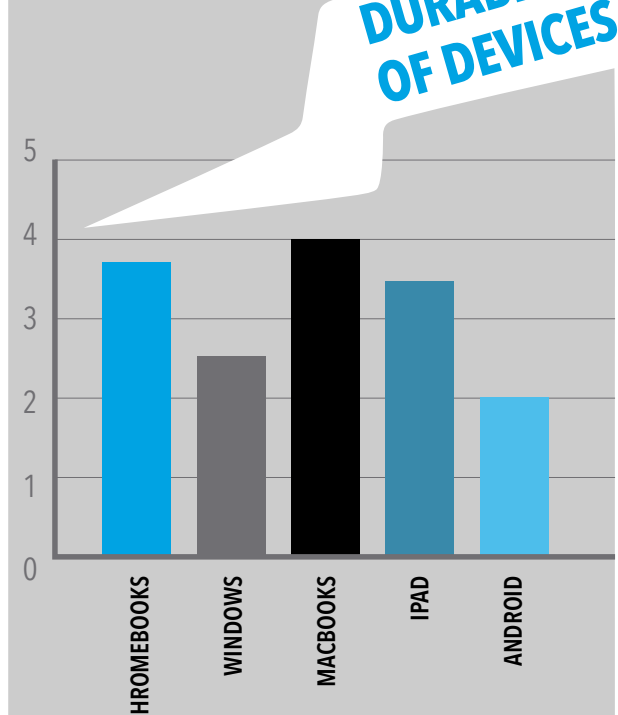
DEVICE PREFERENCE BASED ON THE SOFTWARE & TOOLS AVAILABLE

FACTORS THAT WILL IMPROVE THE EXPERIENCE WITH DIGITAL DEVICES?

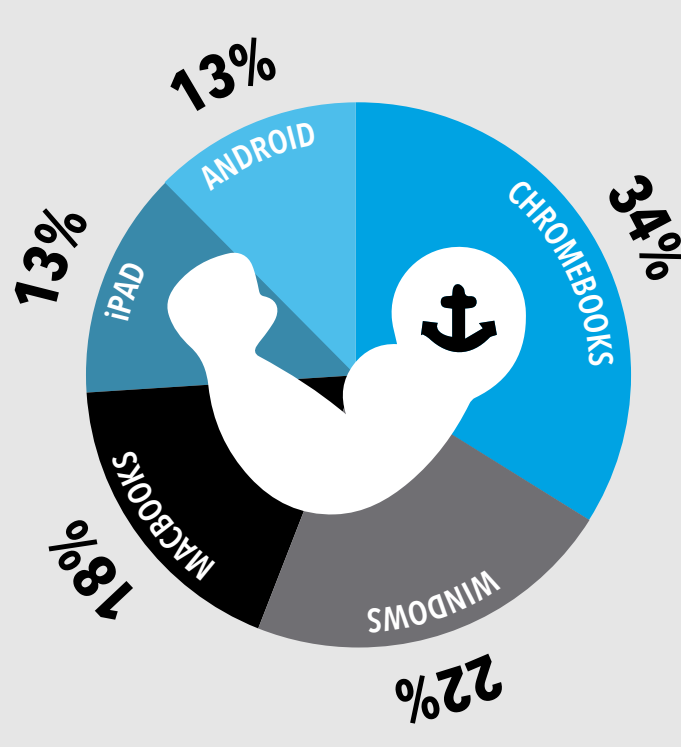


QUICK TIP: Leasing with Equico can help make technology more affordable for your school

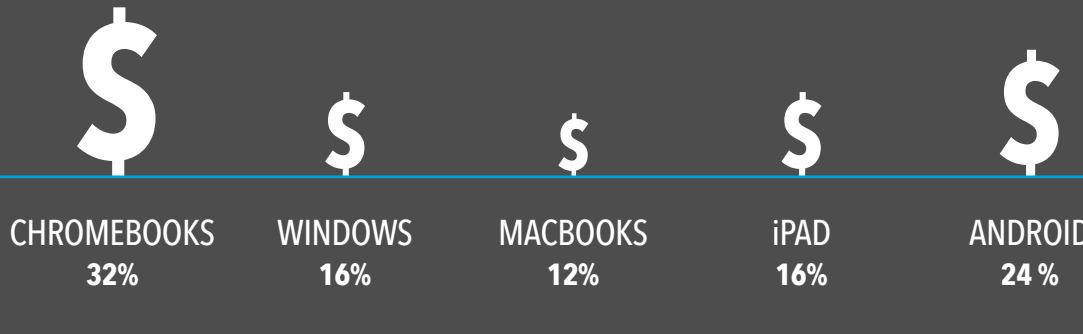
DURABILITY OF DEVICES



Device that requires the least amount of effort in training



DEVICE AFFORDABILITY



Make your budget stretch even further.

From digital technology to AstroTurf, Equico can help your school get what you need in 2017 and beyond.

equico™

Contact our Education Leasing Specialists for a FREE ICT and equipment assessment. Call 0800 378 426 | Email quotes@equico.co.nz | Visit www.equico.co.nz